



## Open Point SY

Model	Item no.		
<b>Polyamide base black</b>			
without armrests	OP200		
with armrests „Q3“ black, item no.: 7112	OP20Q		
with armrests „U2“ black, height adjustable, item no.: 7096	OP20U		

**OPTIONS** Hard floor castors, item no. 6991 / Foot glides, item no. 6988 / Headrest mesh, item no. 10037B9...

### Fabrics

Backrest: black mesh  
Seat: fabric group G (100% polypropylene)

### Dimensions

Seat height: 43-51 cm  
Seat width: 48 cm  
Seat depth: 48 cm  
Backrest height: 60 cm  
Total height: 103-111 cm

### Technical data

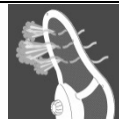
Weight: approx. 14-17 kg  
Unit: 1/carton



### Modern syncro swivel chair in a trendy mesh style



Seat height adjustable in various positions by safety gaslift



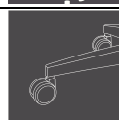
Design backrest with breathable mesh cover, backrest frame with division bar for a high stability and seating comfort, adjustable in height and angle via « up and down » system



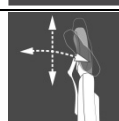
Comfortable special pelvic seat for an optimal support of the pelvic area



Point syncro mechanism for the synchronous adjustment of the seat and backrest angle, tension individually adjustable to the single body weight, lockable in various positions



Decorative and solid polyamide base black equipped with braked double-wheel safety castors suitable for carpet floors



Optional:  
Multifunctional headrest, adjustable in height and angle according to the individual user (please put a "X" behind the item no.)



Optional:  
Armrests "Q3" or height adjustable armrests "U2"



This product has the GS-sign of the Intertek in Fuerth and complies in this relation to all security requirements.